

Evo6E

The Evolution 6E is a high intensity loudspeaker combining horn-loaded 15" mid-bass, 10" Funktion One signature mid-range and a 1.4" compression driver into a very compact enclosure offering class leading efficiency and performance. The Evo 6E has 50° nominal horizontal dispersion and physically arrays at 40°; two wide giving smooth coverage over 90°.

Perfect for all applications and genres of music, Evolution 6E systems offer state-of-the-art Funktion One sound quality. We recommend their use with F121, F221 or BR221 bass enclosures.



Features:

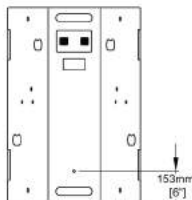
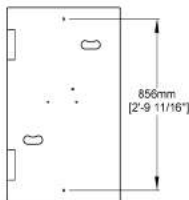
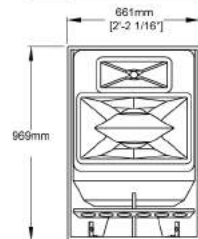
- Fully horn loaded for high efficiency
- Three-way
- Funktion-One designed drivers
- Low weight Neodymium magnets throughout
- Fitted with M10 flypoints
- Optional Wheelboard
- Optional foam-backed steel grill
- Evo6EH and Evo6SH mid-high versions also available

Appearance with grill similar to Evo7E overleaf

Driver	Operating Band*	Sensitivity (1W at 1m)	Power (rms**)	Nominal Impedance
15"	50/80 - 200Hz	103dB	400W	8Ω
10"	200 - 4kHz	108dB	250W	16Ω
1.4"	4kHz - up	109dB	75W	32Ω

*Please check website for latest crossover settings

**AES rated



Frequency Response ± 3 dB:

55Hz - 20kHz

Weight (without wheelboard):

57kg (126lbs)

Nominal Dispersion:

50° Horizontal x 25° Vertical

Connectors:

2 x Speakon NL8 or EP6 option

